

i-Ready Hawai'i Family Guide

How to Login From Home

From a Computer:


URL: clever.com/in/hawaii

- Scan badge if school provided OR
- Enter Username 10-digit student ID
- Password: DOB in format MMDDYYYY

How to Login with a Badge

Camera on i-Pad will automatically launch when you open the Clever App

Scan Badge



How to Login with HDOE Information

Log in



Search for your school

Search for school name

Log in Information

Enter your username:
10-digit state ID

Enter Password DOB in format
MMDDYYYY

On an iPad®:

Download the free *i-Ready for Students app* & *Clever from the App Store*®.

- Launch Clever App to login

Devices Supported for i-Ready at Home that meet System Requirements

Compatible Devices:

- Laptops & Desktops
- Apple iPads
- Chromebooks

*Visit i-Ready.com/Support to confirm that your device and internet connection meet i-Ready System Requirements.



Recommended Browser: Chrome
(version 74 or higher is required)

Not Compatible at this time:

- Android tablets/devices (including Kindles)
- all smartphones

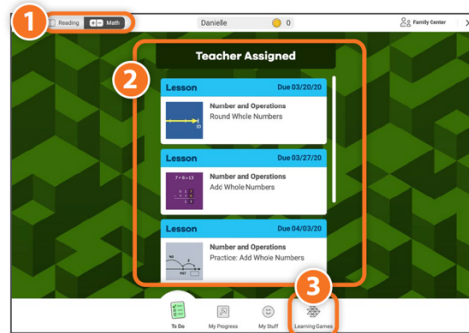
Getting Started

How do I get my child started?

If your child's school has advised what they should work on, follow this guidance to keep your child's learning aligned with the current curriculum.

Within the *i-Ready Online Instruction* program, your child will be able to select:

- Reading lessons or Mathematics lessons.** Note that some schools will have a single subject, in which case your child will only see that option on their screen.
- Teacher-Assigned Lessons.** Teacher-Assigned Lessons will only appear as a choice on the screen if the teacher has manually assigned lessons.
- Learning Games.** These games help your child build mathematics skills in fun ways. To access, your child will need to choose Math in the upper left-hand corner of the To Do screen and then click on Learning Games in the bottom navigation bar. *Note that Learning Games are available to students if the school is using i-Ready Mathematics and has enabled the use of the games for students.*



MIX UP ACTIVITIES. As you plan how your child will spend their learning time, ensure there is variety in the activities they work on beyond the time they spend on online learning. See additional print materials on our <http://i-ready.com/athome>

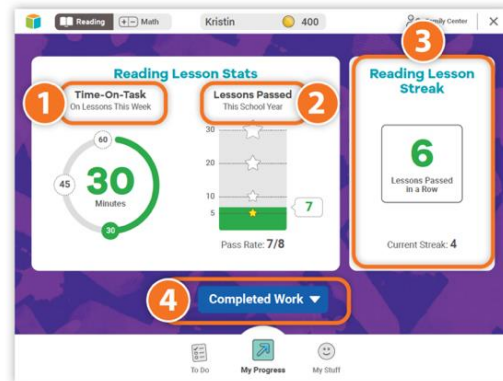
Tracking Progress

Where can my child and I see the progress being made?

You and your child can monitor progress by clicking on **My Progress** in the bottom navigation bar.

On the **My Progress** page, you will be able to see:

- Time-on-Task:** The number of minutes your child has spent this week on *i-Ready Online Instruction*
- Lessons Passed:** The total number of lessons your child has passed this school year
- Lesson Streak:** How many lessons your child has passed in a row
- Completed Work:** The names and quiz scores for each of the lessons your child has taken



TRACK AND DISCUSS PROGRESS. Regularly review progress with your student using the My Progress page. Note that your child should aim for **45 minutes** of *i-Ready Personalized Instruction* **per subject** per week and maintain a range of 30–49 minutes of Personalized Instruction while passing at least 70 percent of lessons. *Your child's school may have varying guidance.* As you discuss progress with your child, consider asking:

- How is *i-Ready* going?
- What are you working on/learning about?
- What is your goal? Are you on track to meet it?
- What are you proud of?
- What did you learn in the _____ lesson? What did you enjoy? What did you find challenging?

i-Ready Routine for the week



Reading Lesson - Circle ONE day

Mon. Tues. Wed. Thurs. Fri.

Math Lesson - Circle ONE day

Mon. Tues. Wed. Thurs. Fri.

Recommended: 30-45 min on Reading & Math a week (passing at least ONE lesson w/an average of 70% or better)

K-5 students only!

Learning Games (*If enabled by school):

Mon. Tues. Wed. Thurs. Fri.



Recommended: 30-45 min on Learning Games a week

Sample Student Schedule

Monday	Tuesday	Wednesday	Thursday	Friday
i-Ready Reading Lesson 30 minutes		i-Ready Math Lesson 30 minutes		Learning Games 40 minutes

_____’s i-Ready Schedule

Monday	Tuesday	Wednesday	Thursday	Friday

_____’s i-Ready Schedule

Monday	Tuesday	Wednesday	Thursday	Friday